

THE GAPS IN OUR CITY: OAKLAND, CA

Despite its political leanings, Oakland, like 10 of the other most progressive cities in the country, tends to have greater – not smaller – gaps in academic achievement between white students and their black and Latino peers, when compared to the most conservative cities in the country.

Every child must receive educational opportunities that establishes a clear path to success and becoming thriving adults. Closing the opportunity gaps below is the only way to address systemic inequities in our community.

Public School Enrollment: 50,077¹

Private School Market Share (%): 12²

Free or Reduced-Price Lunch Eligibility (%): 77³

Percent of Students⁴

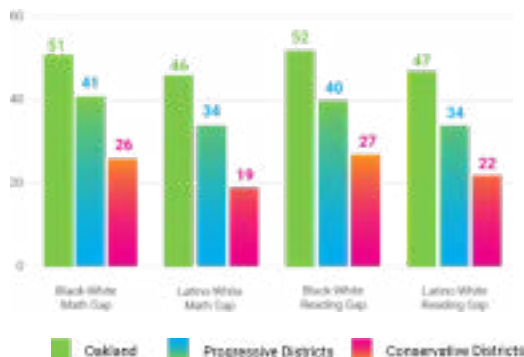
White: 12, Black: 24, Latino: 42

Mayor Political Party: Democrat

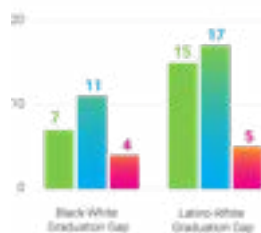
School Board Governance: Elected

Ideological Ranking: 4th most progressive major U.S. city⁵

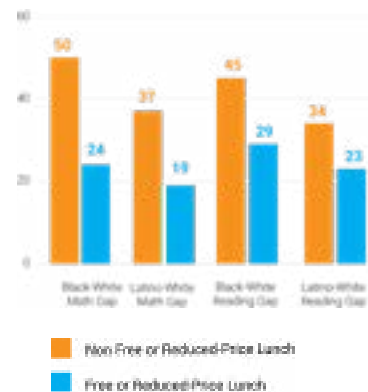
Average Math and Reading Achievement Gaps: Oakland vs. Progressive Cities vs. Conservative Cities ▾



Average High School Graduation Rate Gaps: Oakland vs. Progressive Cities vs. Conservative Cities ▾



Oakland Test Scores by Income Status ▾



1 <https://www.ousd.org/cms/lib/CA01001176/Centricity/Domain/105/Fast%20Facts%20-%202018-19%20-%200USD%20Districtwide.pdf>
 2 <http://bit.ly/2tydLzz>
 3 <http://www.ed-data.org/district/Alameda/Oakland-Unified>
 4 <https://www.ousd.org/cms/lib/CA01001176/Centricity/Domain/105/Fast%20Facts%20-%202018-19%20-%200USD%20Districtwide.pdf>
 5 http://www.ctausanovitch.com/Municipal_Representation_140502.pdf